



# Metal Lockers Color Selection Guide




White #29\*




Almond #03\*




Tan #01



Gray #25\*



Charcoal #23\*



Yellow #50




Orange #05




Red #45



Burgundy #49




Plum #04



Mist Green #06




Pine Forest #53



Sky Blue #31



Blue Frost #36\*



Black #11\*

**\*Denotes 48-Hour Quick Ship colors. Review 48-Hour Quick Ship Program information online.**

Doors and exposed body parts on Traditional and Traditional Plus Lockers shall be selected from ASI Storage Solutions' standard designer color range. Non-exposed body parts, e.g., shelves, shall be finished in Almond #03, with exception of Gray #25 that shall have Gray non-exposed body parts. Competitor Lockers shall have the same selected color throughout.

**ASI Storage Solutions**  
 900 Clary Connector  
 Eastanollee, GA 30538  
 Tel: 706.827.2720 Fax: 706.827.2710  
 E-mail: info@asi-storage.com  
 Web: asi-storage.com

*Actual colors may vary slightly from those shown due to limitations in the printing process.*