

# 48 Hour Quick Ship Program (QSP) Metal Lockers – Color Selection Guide


## 6 Popular Colors No Added Cost



Gray #25




Almond #03




White #29



Blue Frost #36



Charcoal #23



Black #11

### **Knock Down Lockers — Ship in 48 Hours** **Assembled Lockers — Ship in 5 Working Days**

Doors and exposed body parts on Traditional and Traditional Plus Metal Lockers shall be selected from ASI Storage Solutions' standard designer color range. Non-exposed body parts, e.g., shelves, shall be finished in Almond #03, with exception of Gray #25 that shall have Gray non-exposed body parts. Competitor Lockers shall have the same selected color throughout.

- All QSP orders must be clearly marked Quick Ship or QSP, otherwise normal production queue will dictate ship date.
- The standard lead time for knock down QSP lockers is 2 days after receipt of order.
- Assembled lockers of 50 frames or less require 5 working days. Add 1 working day for removal of legs.
- Changes and cancellations are not available after placement of a QSP order.
- Shop drawings will not be provided for QSP orders.
- Maximum standard QSP order size is 50 frames. Orders larger than 100 frames will be processed as production orders. Please contact your Locker Champion for inventory availability beyond standard limits.
- ASI Storage Solutions reserves the right to assign warehouse FOB point based on inventory availability.

**ASI Storage Solutions**  
2171 Liberty Hill Road  
Eastanollee, GA 30538  
Tel: 706.827.2720 Fax: 706.827.2710  
E-mail: [info@asi-storage.com](mailto:info@asi-storage.com)

*Actual colors may vary slightly from those shown due to limitations in the printing process.*

# "In Stock" Sizes & Colors

Sizes (Inches)	Traditional						Traditional Plus		Competitor						
	Almond	Gray	Blue Frost	Charcoal	White	Black	Almond	Gray	Almond	Gray	Blue Frost	White	Charcoal	Black	
	03	25	36	23	29	11	03	25	03	25	36	29	23	11	
<b>Single Tier</b>															
12x12x66	✓	✓	✓	✓	✓	✓									
12x15x66	✓	✓	✓	✓	✓	✓									
12x18x66	✓	✓	✓	✓	✓	✓									
15x15x66	✓	✓	✓	✓	✓	✓									
15x18x66	✓	✓	✓	✓	✓	✓									
12x12x78	✓	✓	✓	✓	✓	✓	✓	✓	✓	✓	✓	✓	✓	✓	✓
12x15x78	✓	✓	✓	✓	✓	✓	✓	✓	✓	✓	✓	✓	✓	✓	✓
12x18x78	✓	✓	✓	✓	✓	✓	✓	✓	✓	✓	✓	✓	✓	✓	✓
15x15x78	✓	✓	✓	✓	✓	✓									
15x18x78	✓	✓	✓	✓	✓	✓									
18x18x78	✓	✓	✓	✓	✓	✓									
<b>Double Tier</b>															
12x12x66	✓	✓	✓	✓	✓	✓									
12x15x66	✓	✓	✓	✓	✓	✓									
12x18x66	✓	✓	✓	✓	✓	✓									
12x12x78	✓	✓	✓	✓	✓	✓	✓	✓	✓	✓	✓	✓	✓	✓	✓
12x15x78	✓	✓	✓	✓	✓	✓	✓	✓	✓	✓	✓	✓	✓	✓	✓
12x18x78	✓	✓	✓	✓	✓	✓	✓	✓	✓	✓	✓	✓	✓	✓	✓
15x15x78	✓	✓	✓	✓	✓	✓									
15x18x78	✓	✓	✓	✓	✓	✓									
18x18x78	✓	✓	✓	✓	✓	✓									
<b>3 Tier</b>															
12x12x78	✓	✓	✓	✓	✓	✓	✓	✓	✓	✓	✓	✓	✓	✓	✓
12x15x78	✓	✓	✓	✓	✓	✓	✓	✓	✓	✓	✓	✓	✓	✓	✓
12x18x78	✓	✓	✓	✓	✓	✓	✓	✓	✓	✓	✓	✓	✓	✓	✓
<b>4 Tier</b>															
12x12x66	✓	✓													
12x15x66	✓	✓													
12x18x66	✓	✓													
12x12x78	✓	✓	✓	✓	✓	✓									
12x15x78	✓	✓	✓	✓	✓	✓									
12x18x78	✓	✓	✓	✓	✓	✓									
<b>5 Tier</b>															
12x12x66	✓	✓	✓	✓	✓	✓									
12x15x66	✓	✓	✓	✓	✓	✓									
12x18x66	✓	✓	✓	✓	✓	✓									
<b>6 Tier</b>															
12x12x78	✓	✓	✓	✓	✓	✓			✓	✓	✓	✓	✓	✓	✓
12x15x78	✓	✓	✓	✓	✓	✓			✓	✓	✓	✓	✓	✓	✓
12x18x78	✓	✓	✓	✓	✓	✓			✓	✓	✓	✓	✓	✓	✓
<b>4 Wall Mount</b>															
45x18x13	✓	✓				✓									
<b>16 Person</b>															
69x18x78	✓	✓				✓									

NOTE: The 66" and 78" height indicated for lockers above includes 6" legs. If requested, and clearly marked on the order form, ASI Storage Solutions will remove legs - converting a 66" high locker to a 60" high locker, and a 78" high locker to a 72" high locker. Removal of legs may add up to 1 additional working day to our 48 Hour shipping schedule.